

# Crosby® Kuplex®

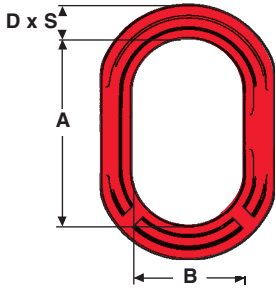
## Master Links

All Crosby KUPLEX components have strength characteristics that exceed those of the chain with which they are to be used.

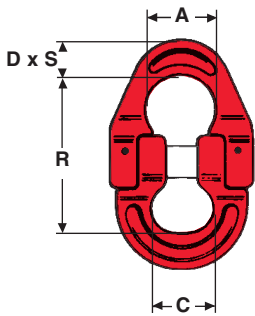
Each Crosby KUPLEX component has a reference which relates to one of the chain sizes listed on Page 429. Where the reference includes a number, e.g. KSS 10N, the number itself refers to the chain size with which it is to be used, in this case 10mm chain. Crosby KUPLEX 8+10 7mm components are able to accept 7mm and 8mm Grade 8 chain and are marked 7/8-8 accordingly. A component having a reference comprising letters only, e.g. KM-C, is a multipurpose component and in order to determine the relevant chain size it is necessary to refer to the appropriate table. All Crosby KUPLEX components are subjected to 100% non-destructive testing in accordance with BS EN 10228:1999 Part 1. Each Crosby KUPLEX component conforms in all respects with EN 1677.

### Crosby KUPLEX Master Links KM

Generous internal dimensions ensure that the KM series Master Links will fit on to a wide range of crane hooks. (For 3 and 4 leg slings, two KAL series Auxiliary Links must be attached or the KMML range utilized.)



Crosby Stock No.	Reference	WLL (t)		Dimensions (mm)				Weight (kg)
		8	8+10	A	B	D	S	
2780173	KM-A	1.5	1.6	152	76	17	12	.47
2780182	KM-B	3.2	4.2	152	76	22	14	.81
2780191	KM-C	6.7	8.4	178	108	30	20	1.7
2780208	KM-D	12.8	14	228	127	40	27	4.06
2780217	KM-E	17	21.2	254	140	45	28	5.76
2780226	KM-F	24.1	30	305	171	53	36	10.56
2780235	KM-G	35.5	44	305	203	69	40	16.58
2780244	KM-HN	46	57	340	210	74	48	22.02



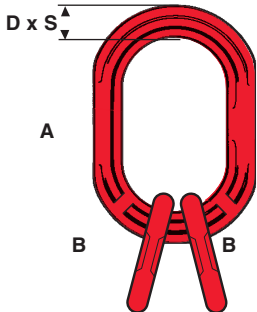
### Crosby KUPLEX Auxiliary Link KAL

Mechanically assembled link for three and four leg slings used in conjunction with a KM series Master Link.

Crosby Stock No.	Reference	WLL (t)	Dimensions (mm)				Weight (kg)	
			R	C	A (dia.)	D		S
2780253	KAL7	3.2	79	31	34	17	12	.52
2780262	KAL10	6.4	110	44	46	24	17	1.74
2780271	KAL13	10.8	143	57	60	30	21	2.89
2780280	KAL16	16	187	71	76	37	26	6
2780299	KAL19	23	232	90	90	44	31	10.25


### Crosby KUPLEX Litalink KMML

A cost-effective alternative to the KM/KAL assembly for three leg and four leg slings designed for use only under the uniform load method of working load rating for general use. \* All welded construction.



Crosby Stock No.	Reference	WLL (t)		Dimensions (mm)				Weight (kg)
		8	8+10	Link A	Link B	Section D x S	B (dia.)	
2780306	KMML7	3.2	4.2	152 x 76	63 x 34	22 x 14	13	1.15
2780315	KMML10	6.7	8.4	178 x 108	86 x 44	30 x 20	20	2.9
2780324	KMML13	12.8	14	228 x 127	113 x 70	40 x 27	26	6.18
2780333	KMML16	17	21.2	254 x 140	135 x 70	45 x 28	32.5	10.76
2780342	KMML19	23.6	30	305 x 171	155 x 85	53 x 36	38	20
2780351	KMML23	35.5	44	305 x 203	175 x 105	69 x 40	47	35
2780360	KMML26	45	57	340 x 210	220 x 135	74 x 48	55	48
2780379	*KMML32	67	85	406 x 228	254 x 127	70 x 70	57	71

### Crosby KUPLEX KM Series Usage Table



Crosby Stock No.	Reference	Single Leg		Two Leg		Three/Four Leg	
		8	8+10	8	8+10	8	8+10
2780173	KM-A	7	-	-	-	-	-
2780182	KM-B	8/10	7/10	7/8	7	7	7/8
2780191	KM-C	13	13	10	10	8/10	10
2780208	KM-D	16/19	16/19	13/16	13/16	13	13
2780217	KM-E	23	23	19	19	16	16
2780226	KM-F	26	26	23	23	19	19
2780235	KM-G	32	32	26	26	-	-
2780244	KM-HN	32	32	32	32	-	-